



**FIRST
FINANCE
COMPANY**

FIRST FINANCE ELITE MUTUAL FUND PLC

ANNUAL REPORT

2023



CORPORATE INFORMATION

BOARD OF DIRECTORS

Dr. Victor Baah Danquah (Chairman)

Mrs. Esther Boakye

Mr. Richard Eshun

REGISTERED OFFICE

59, Ring Road Central

Accra - Ghana

Email: info@firstfinancecompany.com

FUND MANAGER

First Finance Company Limited

59, Ring Road Central

Accra - Ghana

Email: info@firstfinancecompany.com

CUSTODIAN

Republic Bank Ghana Limited

Formerly HFC Bank

No. 35 Sixth North Ridge

Accra - Ghana

custodyservice@republicbankghana.com.gh

AUDITORS

John Kay and Co.

7th Floor, Trust Towers

Farrar Avenue

P. O. Box 16088

Airport - Accra

Email: jkayal@yahoo.com

SOLICITORS

Mr. Philip Edem Kutsienyo Esq.

P. O. Box CO3078,

Tema - Ghana

Email: edemphilip@gmail.com

TOP UP YOUR INVESTMENT

TRANSFER FUNDS INTO YOUR FIRST FINANCE MUTUAL FUNDS AT YOUR FINGERTIP

- Dial * 737* 330#
- Select the type of Fund
- Enter your seven-digit **FFC Account Number**
- Verify your name before proceeding
- Enter Investment **Amount**
- Choose the payment option
- Confirm your transaction



Or Pay in Cash, Cheques or Bank Transfer at any GT Bank, ABSA or Stanbic Bank. Both Mutual Funds are managed by First Finance Company



**CONTACT US
FOR MORE INFO**

☎ 0302231536 / 0302231546 ✉ INFO@FIRSTFINANCECOMPANY.COM
🌐 FIRSTFINANCECOMPANY.COM 📍 #59 RING ROAD CENTRAL ACCRA

TABLE OF CONTENTS

Notice of 4th Annual General Meeting	01 - 02
Chairman's Statement	03 - 04
Fund Manager's Report	05 - 12
Report of the Board of Directors	13 - 15
Independent Auditor's Report	16 - 21
Statement of Financial Assets	22
Statement of Financial Position	23
Statement of Profit or Loss	24
Statement of Changes in Equity	25
Statement of Movement in Net Asset	26
Statement of Cash Flow	27
Notes of Financial Statements	28 - 56
Custodian's Report	57 -59
Corporate Information	60
Director's Information	61
Proxy Form	62
First Finance Management Team	63

NOTICE OF ANNUAL GENERAL MEETING

NOTICE IS HEREBY GIVEN THAT on the **21st day of November, 2024** the 4th Annual General Meeting (AGM) of First Finance Elite Mutual Fund PLC (hereinafter, the “Company”) will be held virtually and streamed live via Zoom to transact the following business:

AGENDA

- To receive and adopt the Financial Statements of the Company for the year ended 31st December 2023, together with the reports of Directors and the external Auditors;
- To receive and adopt the Fund Manager’s report.
- To fix the remuneration of the external Auditors.
- AOB

DATED IN ACCRA THIS 29TH DAY OF OCTOBER 2024.

BY ORDER OF THE BOARD

[SIGNED]

PHILIP EDEM KUTSIENYO (SOLICITOR)

NOTES

A Shareholder of the Company is entitled to attend and vote at the meeting or to appoint a proxy to attend and vote in his or her stead. A proxy need not be a Shareholder of the Company. A proxy form is enclosed with the accounts. Completed proxy forms should be lodged with the Company via email at info@firstfinancecompany.com not less than 48hours before the appointed time for the meeting (that is, not later than 19th of November, 2024).

THIS SERVES AS NOTICE TO ALL MEMBERS

INSTRUCTIONS TO PARTICIPATE IN THE VIRTUAL ANNUAL GENERAL MEETING (AGM).

- A private zoom link, password and/or SMS, together with other details of participation to the meeting, will be sent to all Directors and Shareholders by the 14th of November 2024.
- Shareholders who do not receive the access details should contact Ezekiel Koranteng at ekoranteng@firstfinancecompany.com any time before the date of the AGM.
- Shareholders will be granted access once they are verified.

PARTICIPATING IN THE AGM

- Access to the meeting will be granted from 8:30am on the day of the meeting and the AGM will officially begin at 9:00am There are two 2 simple steps to vote during the Virtual AGM.
- Voting will be done via a USSD code and a web portal. The token to access the voting platform will be shared with shareholders by SMS before the meeting date.

At the time of voting, the relevant resolution will appear on your screen. Select your preferred option - **“For”**, **“Against”** or **“Abstain”** - to vote on a motion.

CHAIRMAN'S STATEMENT TO FIRST FINANCE ELITE MUTUAL FUND SHAREHOLDERS



DR. VICTOR DANQUAH
BOARD CHAIRMAN

On behalf of the Board of Directors, I extend a warm welcome to you, our valued shareholders as we convene the 4th Annual General Meeting of First Finance Elite Mutual Fund PLC. My report will begin with a global economic overview, highlighting key events from the past year. Next, I will share insights into Ghana's economic performance during the same period. Finally, I will present a comprehensive review of the Fund's performance, showcasing its achievements and progress so far and end with the outlook for the next financial year, 2024.

KEY HIGHLIGHTS OF THE ECONOMY

- Global economic activity saw an improvement in the first half of the year, driven by robust household consumption amid tighter labor markets, particularly in advanced economies.
- However, global activity decelerated in the second half of the year due to weakening manufacturing and services sectors. Despite these challenges, GDP growth remained robust by year-end in major economies like China and the USA.

REVIEW OF GHANA'S ECONOMY

The Ghana's economy expanded by 2.9% in 2023, significantly lower than the 3.8% recorded in the previous year, 2022. The Industrial sector contracted while the Agricultural and Services sectors contributed to the growth in GDP. Non-oil GDP growth was 3.3% in 2023, compared to 4.7% in 2022. Growth for the full year averaged 4.15% from 2014 to 2023, an all-time high compared to 8.10% in 2017 and a record low of 0.50% in 2020.

CHAIRMAN'S STATEMENT TO FIRST FINANCE ELITE MUTUAL FUND SHAREHOLDERS

In December 2023, inflation rate declined significantly to 23.2% from 54.1% in December 2022, driven by decreases in food and non-food prices. Core inflation also slowed down. The central bank kept the benchmark interest rate at 30% in November 2023 in expectation of a continuous disinflation. The average benchmark policy rate for 2023 was 29.5%. Headline inflation is projected to decline to 13-17% by end-2024 and return to the target range of 6-10% by 2025.

FUND PERFORMANCE

The Fund's total assets under management decreased by 17.5% to GH¢663,472 in 2023, due to mark-to-market valuation losses. The number of outstanding shares also dropped by 10% to 487,109. Despite this, the Fund's share price rose to GH¢1.3301, and it delivered a 16.9% return for shareholders in 2023, outperforming the previous year's 14.4% return. However, cumulative returns since inception fell to 33.0% due to market volatility and valuation losses.

CLOSING REMARKS

Distinguished ladies and gentlemen, I wish to assure you that the Board and Management of the First Finance Elite Mutual Fund remains committed to managing the Fund prudently to create enhanced value for all shareholders despite a challenging economic climate with global headwinds. Once again, I wish to applaud you for your unwavering support and continued patronage of First Finance Elite Fund. Thank you for the opportunity to serve and we look forward to greater success in 2024.

FUND MANAGER'S REPORT

ECONOMIC REVIEW

THE GLOBAL ECONOMY



MR. JOSEPH OTUKURO
PORTFOLIO MANAGER

Rising inflationary pressures and looming threat of recession painted an uncertain outlook for the global economy at the start of the year 2023 amid the anticipated withdrawal of pandemic-era fiscal support for households and businesses, the temporary boost from China's reopening after COVID-19 lockdowns, a weakening manufacturing sector, and both actual and anticipated monetary policy tightening.

Notwithstanding these anticipated challenges, global economic activities improved in the first half of the year, underpinned by strong household consumption amid tight labor markets in advanced economies, a robust services sector, the easing of supply chain constraints, and a recovery in real incomes due to disinflation.

However, in the latter half of the year, global activity slowed, predominantly in the manufacturing and services sectors. Nonetheless, some major economies, including China and the USA, ended the year with strong GDP growth. Estimates from by the International Monetary Fund (IMF) showed that the world economy grew by 3.1 percent; higher than projected but slightly below the 3.5 percent recorded in 2022.

THE LOCAL ECONOMY

The Ghana's economy expanded by 2.9% in 2023, significantly lower than the 3.8% recorded in the previous year, 2022. The Industrial sector contracted while the Agricultural and Services sectors contributed to the growth in GDP. The Services sector advanced with 45.6% compared to 45.6% in the previous year, 2022.

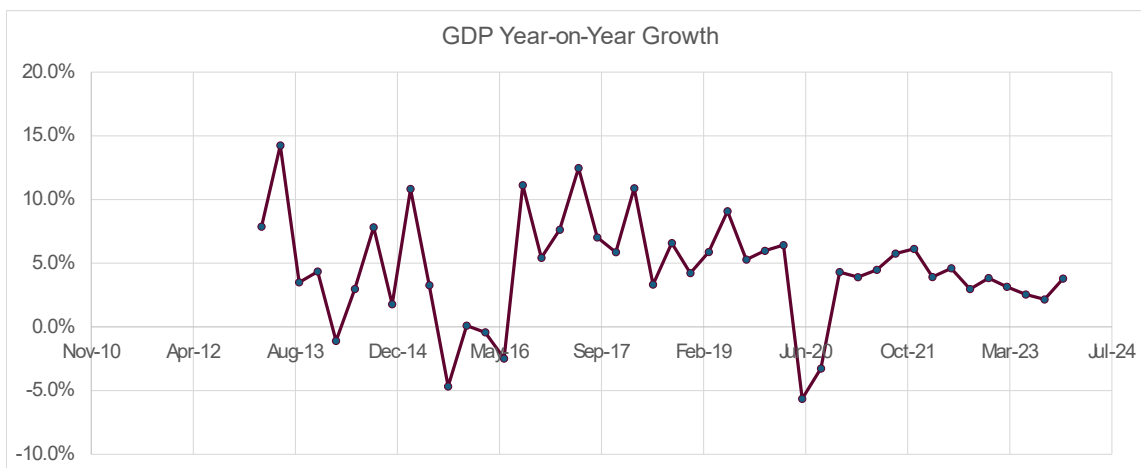
FUND MANAGER’S REPORT

This was followed by Industry with 31.7% share, against 33.6% in 2022, while the share of Agriculture sector increased marginally to 22.7%, compared to 20.8% in the same period, 2022. Non-oil GDP growth was 3.3% in 2023, compared to 4.7% in 2022. Growth for the full year averaged 4.15% from 2014 to 2023, an all-time high compared to 8.10% in 2017 and a record low of 0.50% in 2020.

supporting a wide decline in prices, base effects compared to the prior year and aggressive monetary policy tightening by the central bank.

INTEREST RATES

The Central bank during its November 2023 meeting stayed the benchmark interest rate at a record level of 30% in line market forecasts, on expectation of continuous



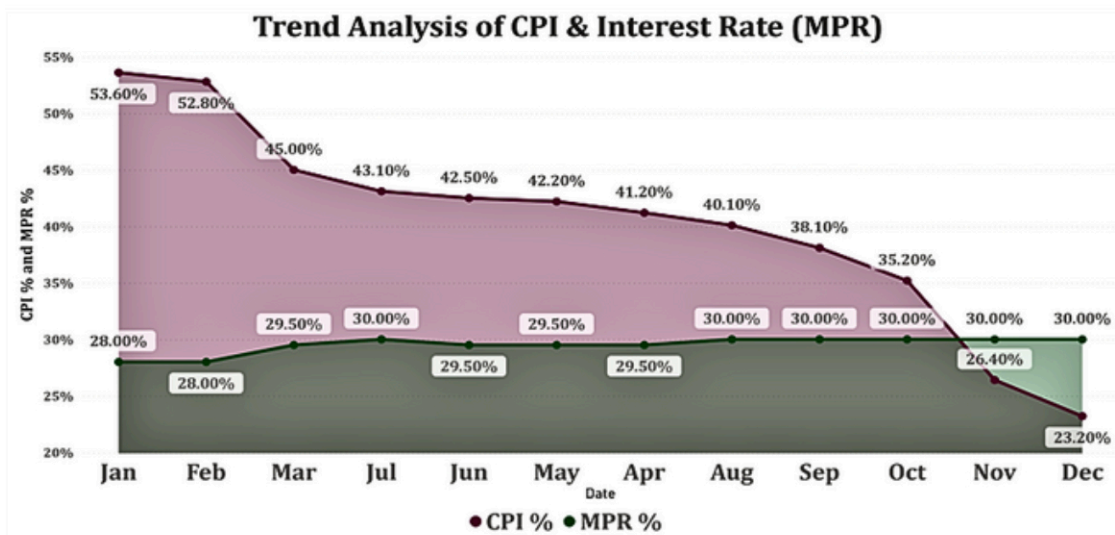
SOURCE: Bank of Ghana and Ghana Statistical Service

CONSUMER PRICE INFLATION (CPI)

Headline inflation declined sharply to 23.2 per cent in December 2023, from 54.1 per cent recorded the prior year, December 2022 driven by easing food (28.7% vs 59.7% in 2022) and non-food prices (18.7% vs 49.9% in 2022) . Core inflation also slowed significantly

disinflation trend; easing to around 13% to 17% by the end of 2024, before gradually trending back to within the medium term target range of 6% to 10% by 2025. Overall, the benchmark policy rate closed the year 2023 at an average rate of 29.5%.

FUND MANAGER’S REPORT



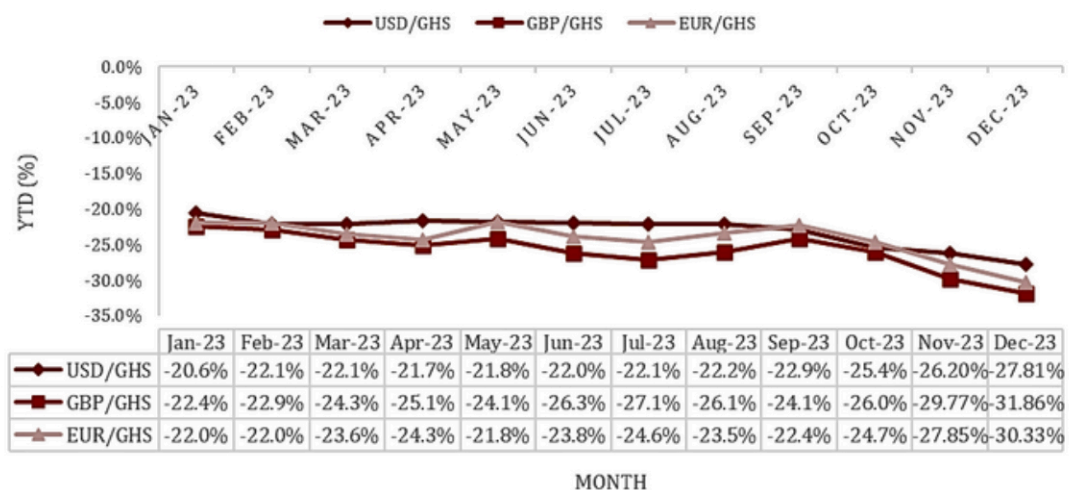
SOURCE: Bank of Ghana and Ghana Statistical Service

EXCHANGE RATE

The local currency remained fairly stable on the interbank currency market on the back of a tighter monetary policy stance by the Central bank. Moreover, inflows from the IMF’s Extended Credit Facility, the Bank of Ghana’s Domestic

Gold Purchase Programme among others supported the stability of the cedi. Cumulatively, the cedi depreciated by 27.8% against the US dollar (vs 29.9% in 2022) and 31.9% (vs 21.2% in 2022), 30.3% (vs 25.3% in 2022) against the British pound and the Euro respectively.

YTD PERFORMANCE OF THE CEDI



FUND MANAGER'S REPORT

FIXED INCOME MARKET IN 2023

Interest rates on the fixed income market trended downwards, particular at the back end of the yield curve within the year 2023 reflecting an ease in the inflationary pressures. The 91-Day and 182-Day Treasury bill rates slipped to 29.39% and 31.70%, respectively, at the last auction, from 35.48% and 36.23% respectively at the end of year 2022. Similarly, the rate on the 364-Day instrument declined to close at 32.97% in December 2023 from 36.06% recorded in prior the year. On the secondary market, Treasury bond yields witnessed upward pressures fueled by the general risks associated with the Domestic Debt Exchange Programme (DDEP) bonds amid declining interest rates on the market. Overall, trading activities on the Ghana Fixed income Market

end of year 2023 as compared to 230.3 billion, valued at GH¢ 220.8 billion in 528,188 trades in the prior year.

EQUITY MARKET IN 2023

Trading activities on the local bourse ended the year recording mixed outturn for investors. The GSE-Composite Index (GSE-CI) closed at 3,130.23 points, representing 28.08% year-to-date returns supported by improved returns on equities from the agriculture, manufacturing, distribution and food and beverage sectors. The improved performance of the GSE-CI suggests buy-side pressures in the year 2023. However, the GSE-Financial Stocks Index finished the year bearish at 1,901.57 points, representing a year-to-date loss of 7.4% compared to a 4.6% loss

GHANA STOCK EXCHANGE PERFORMANCE

GSE Stock Indices/Capitalization	Dec. 2022	YTD Change	Dec. 2023	YTD Change
GSE Composite Index (GSC CI)	2,443.91	-12.38%	3,130.23	28.08%
GSE Financial Stock Index (GSE FI)	2,052.59	-4.61%	1,901.57	-7.40%
Market Capitalization (GH¢'M)	64,507.22	0.02%	73,893.17	14.55%

(GFIM) declined significantly compared to the previous year. A total volume of 98.4 billion, valued at GH¢ 80.0 billion were recorded in 399,522 trades in both Government and Corporate debt securities at the

to investors in the prior year 2022. The total market capitalisation advanced by 14.55% to GH¢73.89 billion (vs GH¢64.51 billion in 2022).

PORTFOLIO REPORT

FUND REVIEW

INVESTMENT OBJECTIVE

The Fund seeks to provide investors with income and capital growth to meet their medium to long-term investment objectives while ensuring liquidity and capital preservation

INVESTMENT STRATEGY

The First Finance Elite Mutual Fund invests in fixed income securities, equities, and alternative investments. These include but not limited to treasury bills and notes, commercial papers, banker's acceptances, certificates of deposits, bonds, listed and non-listed equities, and other alternative investments issued by reputable institutions across the globe.

FUND DETAILS

Fund Type	Fund Type
Risk Level	Open-Ended
Launch Date	September 25, 2019
Fund Manager	First Finance Company Limited
Custodian	Republic Bank Ghana PLC
Auditor	John Kay & CO.
Solicitor	Mr. Philip Edem Kutsienyo Esq.
Front-end/ Back-end Loading	No front-end load, Back-end load applies to funds redeemed the first 3-Years of investment
Fund Category	Balanced Fund
Listing	None
Management Fee	2.5% p.a
Administrative Fee	1.5% p.a

PORTFOLIO PERFORMANCE

MOVEMENTS IN AUM

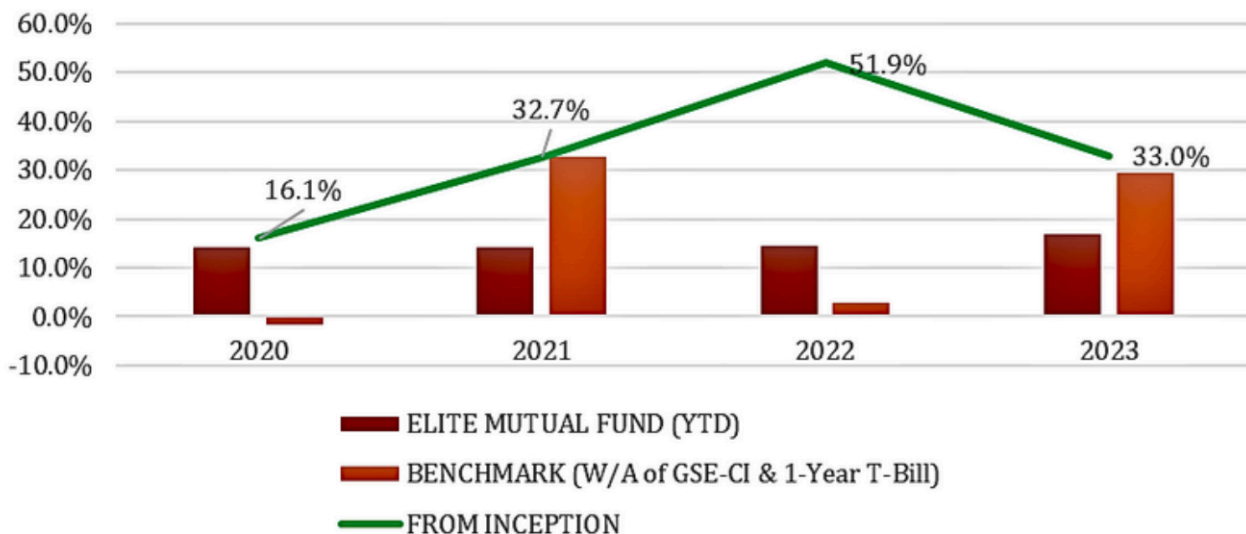
At the close of the 2023 financial year, total funds under management stood at GH¢ 663,472, a significant decline from the GH¢ 804,704 recorded in the previous year. The drop in the Fund’s size is as a results of the mark-to-market (Fair Value) valuation losses experienced within the year. Number of shares outstanding ended the year at 487,109, a 10% down from the previous year.

GH¢1.1379 recorded for the year open at the start of the implementation of the mark-to-market valuation methodology in line with the regulatory directive in November 2022. Despite the volatilities in returns witnessed within the period, the Fund returned 16.9% for shareholders, compared to 14.40% for year 2022. However, cumulative returns from inception declined from 51.9% at the end of the 2022 financial year to close 2023 at 33.0% weighed by the mark-to-market losses.

FUND PRICE AND RETURNS

The Fund’s price per share increased to GH¢1.3301 at the year end, up from

Fund Performance



PORTFOLIO PERFORMANCE

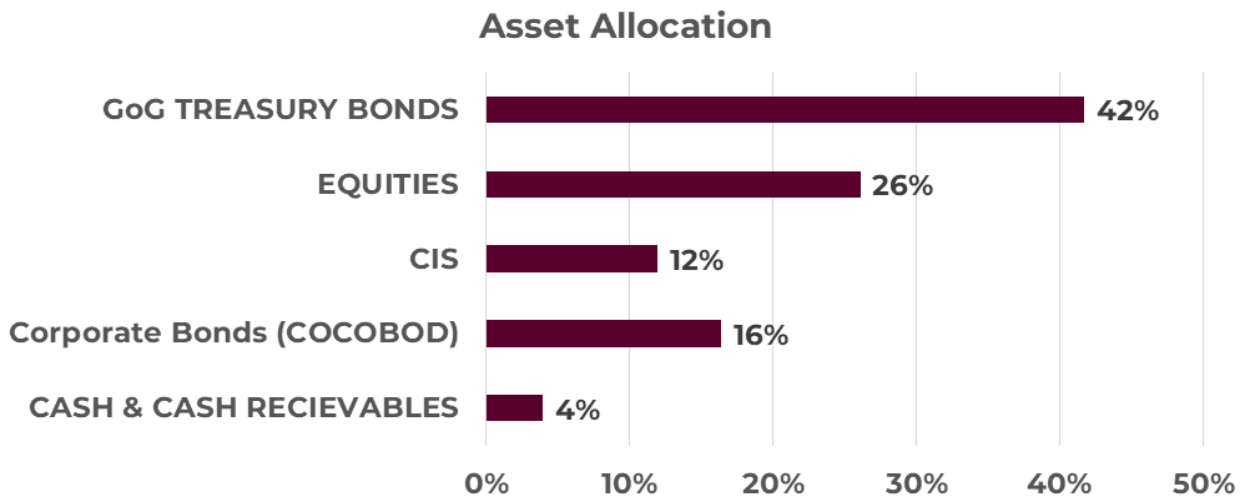
QUARTERLY PERFORMANCE

Year	MAR	JUN	SEP	DEC	YTD (%)
2019	-	-	-	1.8	1.8
2020	2.9	3.1	3.8	3.6	14.1
2021	2.9	3.8	3.2	3.6	14.3
2022	3.6	2.7	3.4	4	14.4
2023	38.1	-4.4	3	-14	16.9

*FUND LAUNCHED IN 04-NOV-19

PORTFOLIO COMPOSITION

The First Finance Elite Fund is a balanced fund investing in asset classes across the fixed income and the equity markets.



OUTLOOK AND STRATEGY FOR 2024

Ghana's medium-term growth outlook remains positive. GDP growth is projected to rise to 3.4% and 4.3% in 2024 and 2025 respectively, led by the Industrial and Services sectors on the supply side and private consumption and investment on the demand side. Inflation is expected to remain outside the Central bank's bound of 8 ± 2 at 20.9% in 2024 and 11.1% in 2025. The fiscal deficit is projected to widen slightly to 4.9% in 2024 before narrowing to 4.2% in 2025 as fiscal consolidation efforts continue. The current account deficit is expected to widen to 1.9% in 2024 and 2.3% in 2025 according to report by the African Development Bank Group.

We're committed to navigating the complex market landscape of 2024 and beyond with confidence. Our strategy involves boosting portfolio resilience by investing in securities that can weather market fluctuations and identifying new opportunities in high-growth sectors. Our goal is to generate strong returns while staying true to the long-term investment objectives of our cherished shareholders.

REPORT OF THE BOARD OF DIRECTORS

In accordance with section 136 of the Companies Act, 2019 (Act 992), the directors have the pleasure in presenting their report and the financial statements of the company for the year ended 31 December 2023.

DIRECTORS' RESPONSIBILITY STATEMENT

The directors are responsible for the preparation and fair presentation of the financial statements, comprising the statement of financial position as at 31 December 2023, the statement of profit or loss and other comprehensive for the year ended, the statement of changes in equity for the year ended, statement of movement in net assets for the year ended, statement of cash flows for the year ended and notes to the financial statements, which include a summary of significant accounting policies and other explanatory notes in accordance with International Financial Reporting Standards (IFRS) and in the manner required by the Companies Act, 2019 (Act 992) of Ghana and Unit Trust and Mutual Funds Regulations, 2001 (L.I 1695).

The directors' responsibilities include designing, implementing,

and maintaining internal controls relevant to the preparation and fair presentation of these financial statements that are free from material misstatement, whether due to fraud or error, selecting and applying appropriate accounting policies, and making accounting estimates that are reasonable in the circumstances.

The directors have made an assessment of the company's ability to continue as a going concern and have no reason to believe the business will not be a going concern in the year ahead.

FINANCIAL RESULT AND DIVIDEND

The results for the year are set out in the financial statements from pages 10-14. The Fund does not distribute dividend. All income earned are reinvested.

Shareholders should be aware that the mutual fund aims to achieve capital growth and as such income is reinvested to take advantage of the effects of compounding.

REPORT OF THE BOARD OF DIRECTORS CONTD.

Statement of Investments	2023 GH¢	Percentage %
Equity Investments	173,157	26
Collective Investments Scheme	79,201	12
Government Bonds	385,154	58
Cash	25,960	4
Total Investments	663,472	100

NATURE OF BUSINESS

First Finance Elite Mutual Fund plc is a company registered and domiciled in Ghana. It is licensed by the Securities and Exchange Commission of Ghana to operate as an authorized mutual fund.

Elite Mutual Fund Plc (“The Fund”) is an open-end mutual fund which invests primarily in equity securities listed on the Ghana Stock Exchange (GSE), fixed income securities and alternative investments. The Fund is targeted at middle income earners who want to invest on monthly basis in order to meet education and retirement needs and other medium to long term objectives such as home acquisition, home improvements and vacation.

INTEREST REGISTER

During the year under review, no director had any interest in contracts and proposed contracts with the company, hence there were no entries recorded in the Interests Register as required by sections 194 (6), 195 (1)(a) and 196 of the Companies Act 2019, (Act 992).

AUDITOR’S REMUNERATION

In accordance with Section 140 of the Companies Act, 2019 (Act 992), Messrs John Kay & Co. agreed with the directors to charge a fee inclusive of VAT, Covid Levy, NHIL and GET Fund. Refer to Note 10 of this financial statement for the amount payable as audit fees.

REPORT OF THE BOARD OF DIRECTORS CONTD.

CORPORATE SOCIAL RESPONSIBILITY

The company did not contribute to corporate social responsibility during the year under review.

BUILDING THE CAPACITY OF DIRECTORS


During the year, the directors of the Fund undertook a training program themed 'Regulatory Framework/ Requirements for Capital Market Operators' on 27th and 29th June 2023. The training was organized by the Securities and Exchange Commission (SEC) in collaboration with the Ghana Institute of Securities and Investments (GISI) an approved training institution

APPROVAL OF FINANCIAL STATEMENTS

The financial statements of the company as indicated above were approved by the Board of Directors on

.....

and are signed on its behalf by:



Dr. Victor Baah Danquah
Chairman



Esther Boakye (Mrs)
Director



INDEPENDENT AUDITORS' REPORT

OPINION

We have audited the accompanying financial statements of First Elite Mutual Fund Plc, which comprises the statement of financial position as at 31 December 2023, the statement of profit or loss and other comprehensive income for year ended, statement of changes in equity for the year ended, statement of movement in net assets for the year ended, statement of cash flows for the year ended and notes to the financial statements, which include a summary of significant accounting policies and other explanatory notes, as set out on pages 15-33.

In our opinion, the accompanying financial statements give a true and fair view of the financial position of First Finance Elite Mutual Fund Plc as at 31 December 2023, the Fund's financial performance and its movement in net assets for the year ended in accordance with International Financial Reporting Standards (IFRS), the IAS 29 directives issued by the Institute of Chartered Accountants Ghana (ICAG), the Securities Industry Act 2016 (929) and the Unit Trust and Mutual Funds Regulations, 2001 (L.I 1695).

BASIS FOR OPINION

We conducted our audit in accordance with International Standards on Auditing (ISAs). Our responsibilities under those standards are further described in the Auditor's Responsibilities for the Audit of the Financial Statement section of our report. We are independent of the Company in accordance with the International Code of Ethics for Professional Accountants (including International Independence Standards) (the Code) issued by the International Ethics Standards Board for Accountants (IESBA) and have fulfilled our other ethical responsibilities in accordance with the code. We believe that the audit evidence we have obtained is sufficient and appropriate to provide a basis for our opinion.

KEY AUDIT MATTER

Key audit matters are those matters that, in our professional judgment, were of most significance in the audit of the financial statements for the year ended 31 December 2023. These matters were addressed in



INDEPENDENT AUDITORS' REPORT CONT'D

KEY AUDIT MATTER CONT'D.

the context of the audit of the financial statements as a whole, and in forming our opinion thereon, and we do not provide a separate opinion on these matters. We have determined the following as a key audit matter.

DOMESTIC DEBT EXCHANGE PROGRAM

The Government of Ghana rolled out a Debt Exchange Program for holders of Domestic Notes and bonds, E.S.L.A Plc. and Daakye Trust Plc. bonds of which the Fund fully participated by exchanging all its existing Government of Ghana bonds for new bonds with new terms (tenor and interest rates) under the program. The total value of bonds exchanged under the program amounted to GH¢519,100.

The impact of the Debt exchange program is significant to the Fund as it affects the valuation, classification, and financial performance of the Fund's financial assets. We have therefore determined the debt exchange program as a key audit matter.

HOW THE MATTER WAS ADDRESSED IN OUR AUDIT

Our audit procedures included the following;

1. We reviewed the financial terms of the exchanged bonds to determine whether the modifications to the cashflows of the old bonds were substantial enough to lead to the derecognition of the old bonds and to check that the derecognition was done as required by IFRS 9.
2. We evaluated the methodology used by the scheme to determine the value of the old bonds being exchanged for the new ones
3. Review the balances on the new bonds in the scheme's records to ensure that at initial recognition, the new bonds were measured at fair value and confirmed the existence of the new bonds to their values on the Central Securities Depository (CSD) report
4. Reviewed the scheme's records to ensure that the financial terms of the new bonds were correctly stated.



INDEPENDENT AUDITORS' REPORT CONT'D

REPORT ON OTHER INFORMATION

Management is responsible for the other information. The other information comprises the information included in the annual report but does not include the financial statements and our auditor's report thereon. Our opinion on the financial statements does not cover the other information and we do not express any form of assurance conclusion thereon.

In connection with our audit of the financial statements, our responsibility is to read the other information and, in doing so, consider whether the other information is materially inconsistent with the financial statements, or our knowledge obtained in the audit, or otherwise appears to be materially misstated. If based on the work we have performed, we conclude that there is a material misstatement of this other information, we are required to report that fact. We have nothing to report in this regard.

RESPONSIBILITIES OF THE BOARD OF DIRECTORS FOR THE FINANCIAL STATEMENTS

The Board of Directors is responsible for the preparation of the financial statements that give a true and fair view in accordance with International Financial Reporting Standards (IFRS) and the requirements of the Companies Act 2019, (Act 992) of Ghana, Unit Trust and Mutual Funds Regulations, 2001 (L.I 1695) and for such internal control as management determines is necessary to enable the preparation of financial statements that are free from material misstatement, whether due to fraud or error. The Board of Directors is also responsible for overseeing the Company's financial reporting process.

In preparing the financial statements, the Board of Directors is responsible for assessing the Company's ability to continue as a going concern, disclosing, as applicable, matters related to going concern and using the going concern basis of accounting unless management either intends to liquidate the Company or to cease operations, or has no realistic alternative but to do so.



INDEPENDENT AUDITORS' REPORT CONT'D

AUDITOR'S RESPONSIBILITIES FOR THE AUDIT OF THE FINANCIAL STATEMENTS

Our objective is to obtain reasonable assurance about whether the financial statements as a whole are free from material misstatement, whether due to fraud or error, and to issue an auditor's report that includes our opinion. Reasonable assurance is a high level of assurance, but is not a guarantee that an audit conducted in accordance with ISAs will always detect a material misstatement when it exists.

Misstatements can arise from fraud or error and are considered material if, individually or in the aggregate, they could reasonably be expected to influence the economic decisions of users taken on the basis of these financial statements.

As part of an audit in accordance with ISAs, we exercise professional judgment and maintain professional scepticism throughout the audit. We also:

- Identify and assess the risks of material misstatement of the financial statements, whether due to fraud or error, design and perform audit

procedures responsive to those risks, and obtain audit evidence that is sufficient and appropriate to provide a basis for our opinion. The risk of not detecting a material misstatement resulting from fraud is higher than for one resulting from error, as fraud may involve collusion, forgery, intentional omissions, misrepresentations, or the override of internal control.

- Obtain an understanding of internal control relevant to the audit in order to design audit procedures that are appropriate in the circumstances, but not for the purpose of expressing an opinion on the effectiveness of the Company's internal control.
- Evaluate the appropriateness of accounting policies used and the reasonableness of accounting estimates and related disclosures made by management.
- Conclude on the appropriateness of management's use of the going concern basis of accounting and, based on the audit evidence obtained, whether a material uncertainty exists related to events or conditions that may cast significant



INDEPENDENT AUDITORS' REPORT CONT'D

doubt on the Company's ability to continue as a going concern. If we conclude that a material uncertainty exists, we are required to draw attention in our auditor's report to the related disclosures in the financial statements or, if such disclosures are inadequate, to modify our opinion. Our conclusions are based on the audit evidence obtained up to the date of our auditor's report. However, future events or conditions may cause the Company to cease to continue as a going concern.

- Evaluate the overall presentation, structure and content of the financial statements, including the disclosures, and whether the financial statements represent the underlying transactions and events in a manner that achieves fair presentation.

We communicate with those charged with governance regarding, among other matters, the planned scope and timing of the audit and significant audit findings, including any significant deficiencies in internal control that we identify during our audit.

REPORT ON OTHER LEGAL AND REGULATORY REQUIREMENTS

In compliance with the requirements of part 9 of Schedule 8 of the Unit Trusts and Mutual Funds Regulations, 2001 (L.I. 1695), we confirmed that:

- The accounts have been properly prepared in accordance with International Financial Reporting Standards (IFRS) and in the manner required by the Securities Industry Act, 2016 (Act 929) and Unit Trust and Mutual Funds Regulations, 2001 (L.I. 1695).
- The statement of financial position shows a true and fair view as at 31 December 2023.
- In our opinion, proper accounting records have been kept by the Fund Manager and the accounts are in agreement with the manager's accounting records.
- We have obtained all the information and explanations which, to the best of our knowledge and belief, were necessary for the purpose of our audit, and



John Kay & Co.

7th Floor, Trust Towers
Farrar Avenue, Adabraka
P.O. Box KIA 16088
Airport, Accra

Tel: +233 302 235406
+233 302 238370
Fax: +233 302 238371
Email: info@johnkay.net

INDEPENDENT AUDITORS' REPORT CONT'D

e) The information given in the report of the Fund manager is consistent with the accounts.

The engagement partner on the audit resulting in this independent auditor's report is Gilbert Adjetey Lomofio (ICAG/P/1417)

A handwritten signature in blue ink that reads 'John Kay & Co.' is written over a horizontal line.

For and on behalf of John Kay & Co.
(ICAG/F/2024/128)
Chartered Accountants
Accra



AUDITED FINANCIAL STATEMENTS

FOR THE YEAR ENDED 31 DECEMBER 2023

STATEMENT OF FINANCIAL ASSETS DESIGNATED THROUGH PROFIT OR LOSS AND OTHER COMPREHENSIVE INCOME AS AT 31 DECEMBER 2023


	SHARES	PRICE PER SHARES GH¢	MARKET SHARES GH¢	PERCENTAGE OF NET ASSETS %
EQUITY INVESTMENTS				
GCB Bank	5,000	3.4	17,000	3
EGL	5,776	2.39	13,805	2
TOTAL	5,340	9	48,060	8
MTN Ghana	27,800	1.4	38,060	6
EGH	704	5.5	3,872	1
GOIL	5,000	1.5	7,500	1
BOPP	2,000	22	44,000	7
Total			173,157	28
COLLECTIVE INVESTMENTS SCHEME				
Crystal Wealth Fund	33,068	2.4	79,201	13
			79,201	13
GOVERNMENT SECURITIES				
1 Year Cocoa Bill			5,424	
2 Year Cocoa Bill			21,700	
3 Year Cocoa Bill			27,125	
4 Year Cocoa Bill			27,125	
5 Year Cocoa Bill			27,125	
4 Year GOG Bond			150,645	
5 Year GOG Bond			126,010	
			385,154	63
Total Investment Securities			637,512	104
Total Liability			(21,821)	(4)
			615,691	100

AUDITED FINANCIAL STATEMENTS

FOR THE YEAR ENDED 31 DECEMBER 2023

STATEMENT OF FINANCIAL POSITION AS AT 31 DECEMBER 2023

	Note (s)	2023 GH¢	2022 GH¢
Assets			
Financial assets at FVOCI	6	385,154	593,659
Financial assets at FVTPL	7	252,358	129,422
Cash and cash equivalents	8	25,960	81,623
Total Assets		663,472	804,704
Represented By:			
Members' Fund	9	641,651	787,433
Liabilities			
Account payables	10	21,821	17,271
Total Members' Fund and Liabilities		663,472	804,704



Dr. Victor Baah
Chairman



Esther Boakye (Mrs)
Director

AUDITED FINANCIAL STATEMENTS

FOR THE YEAR ENDED 31 DECEMBER 2023

STATEMENT OF PROFIT OR LOSS AND OTHER COMPREHENSIVE INCOME FOR THE YEAR ENDED 31 DECEMBER 2023

	Note (s)	2023 GH¢	2022 GH¢
Revenue			
Interest Income	11	74,484	125,665
Total Revenue		74,484	125,665
Expenses			
General Expenses	12	(81,413)	(34,320)
Changes in fair value through P/L	13	42,806	6,150
Total Expenses		(38,607)	(28,170)
Net Investments Income		35,877	97,495
Other Comprehensive Income			
Changes in fair value through OCI	14	(133,594)	(26,140)
Total Other Comprehensive Income		(133,594)	(26,140)
Total Comprehensive Income		(97,717)	71,355

AUDITED FINANCIAL STATEMENTS

FOR THE YEAR ENDED 31 DECEMBER 2023

STATEMENT OF CHANGES IN EQUITY FOR THE YEAR ENDED 31 DECEMBER 2023

	Capital Transactions	Investments Income	Valuation Reserve	Total
2023	GH¢	GH¢		GH¢
At 1 January	613,004	200,569	(26,140)	787,433
Reversal of unrealized loss on Bonds	-	-	26,140	26,140
Net Income from operations	-	35,877		35,877
Other Comprehensive Income	-	-	(133,594)	(133,594)
Share Issue	34,799	-	-	34,799
Shares Redemption	(109,004)	-	-	(109,004)
At 31 December	538,799	236,446	(133,594)	641,651

	Capital Transactions	Investments Income	Valuation Reserve	Total
2022	GH¢	GH¢		GH¢
At 1 January	614,879	103,074		717,953
Net Income from operations	-	97,495	-	97,495
Other Comprehensive Income	-	-	(26,140)	(26,140)
Share Issue	73827	-	-	73827
Shares Redemption	(75,702)	-	-	(75,702)
At 31 December	613004	200,569	(26,140)	787,433

AUDITED FINANCIAL STATEMENTS

FOR THE YEAR ENDED 31 DECEMBER 2023

MOVEMENTS IN NET ASSETS	2023	2022
	GH¢	GH¢
Changes in net assets from operations		
Change in:		
Net Investment Income	35877	97,495
Fair value changes	(133,594)	(26,140)
Net change in net assets from operations	(97,717)	71,355
Change in net assets from capital transactions		
Proceeds from Issue of Shares	34799	73,827
Share Redemption	(109,004)	(75,702)
Net change in net assets from capital transactions	(74,205)	(1,875)
Net additions to net assets	(171,922)	69,480
Analysis of changes in cash and cash Equivalents for the year		
At 1 January	787,433	717,953
Reversal of unrealized loss on Bonds	26140	-
Net additions to net assets	(171,922)	69,480
At 31 December	641,651	787,433

AUDITED FINANCIAL STATEMENTS

FOR THE YEAR ENDED 31 DECEMBER 2023

CASH FLOWS	2023	2022
	GH¢	GH¢
Cash Flow from Operating Activities		
Net Investment Income	(97,717)	71,355
Adjusted for:		
Interest receivable	-	(44,975)
Fair value changes	90,788	19,990
	(6,929)	46,370
Change in:		
Liabilities	4,550	8,850
Net cash flow from operating activities	(2,379)	55,220
Cash Flow from Investing Activities		
Purchase of financial assets	(681,883)	(295,528)
Proceeds from matured financial assets	702,804	305,829
Cash flows from investing activities	20,921	10,301
Cash Flow from Financing Activities		
Issue of units	34,799	73,827
Amount paid on redemption of units	(109,004)	(75,702)
Cash flows from financing activities	(74,205)	(1,875)
Net increase (decrease) in cash and cash equivalents	(55,663)	63,646
Analysis of changes in cash and cash equivalents for the year		
At 1 January	81,623	17,977
Net additions to net assets	(55,663)	63,464
At 31 December	25,960	81,623

AUDITED FINANCIAL STATEMENTS

FOR THE YEAR ENDED 31 DECEMBER 2023

NOTES TO THE FINANCIAL STATEMENTS FOR THE YEAR ENDED 31 DECEMBER 2023

1. REPORTING ENTITY

First Finance Elite Mutual Fund Plc is a mutual fund investment company whose primary objective is to obtain contributions from members and invest same for their benefit. First Finance Elite Mutual Fund Plc is a limited liability company and is incorporated and domiciled in the Republic of Ghana. The address and registered office of the company can be found on page 2 of the financial statements.

The Fund was established in 9 July 2018 and operates in accordance with the Unit Trust and Mutual Fund Regulation (L.I.1695). The Fund shall be marketed as “First Finance Elite Mutual Fund Plc”, which means it will invest in a combination of listed equities, fixed income securities, as well as alternatives investments to achieve its investment objective. The investment activities shall be managed by First Finance Company Limited.

2. BASIS OF ACCOUNTING

(a) Basis of preparation

These financial statements have been prepared in accordance with the Unit Trust and Mutual Funds Regulations, 2001 (L.I. 1695) and comply with the International Financial Reporting Standards (IFRS).

(b) Functional and presentation currency

These financial statements are presented in Ghana cedi, which is the Fund’s functional currency. All amounts have been stated in full.

(c) Use of estimates and judgement

In preparing these financial statements, the Unit Trust’s management has made judgements, estimates and assumptions that affect the application of accounting policies and reported amounts of assets, liabilities, income and expenses. Actual results may differ from these estimates.

3. SIGNIFICANT ACCOUNTING POLICIES

The following principal accounting policies have been consistently applied during the year in the preparation of the Mutual Fund’s financial statements.

(a) Investments income recognition

Interest income, including interest income from non-derivative financial assets at Fair value through profit or loss (FVTPL), are recognised in profit or loss, using effective interest method. The effective interest is the rate that exactly discounts the estimated future cash payments or

AUDITED FINANCIAL STATEMENTS

FOR THE YEAR ENDED 31 DECEMBER 2023

NOTES TO THE FINANCIAL STATEMENTS FOR THE YEAR ENDED 31 DECEMBER 2023

3. SIGNIFICANT ACCOUNTING POLICIES (CONT'D)

(b) Financial instruments

Financial assets and financial liabilities are recognised in the Company's statement of financial position when the Company becomes a party to the contractual provisions of the instrument.

Financial assets and financial liabilities are initially measured at fair value. Transaction costs that are directly attributable to the acquisition or issue of financial assets and financial liabilities (other than financial assets and financial liabilities at fair value through profit or loss) are added to or deducted from the fair value of the financial assets or financial liabilities, as appropriate, on initial recognition. Transaction costs directly attributable to the acquisition of financial assets or financial liabilities at fair value through profit or loss are recognised immediately in profit or loss.

(i) Financial assets

All regular way purchases or sales of financial assets are recognised and derecognised on a trade date basis. Regular way purchases or sales are purchases or sales of financial assets that require delivery of assets within

the time frame established by regulation or convention in the marketplace.

All recognised financial assets are measured subsequently in their entirety at either amortised cost or fair value, depending on the classification of the financial assets.

Classification of Financial Assets

Debt instruments that meet the following conditions are measured subsequently at amortised cost:

- the financial asset is held within a business model whose objective is to hold financial assets in order to collect contractual cash flows; and
- the contractual terms of the financial asset give rise on specified dates to cash flows that are solely payments of principal and interest on the principal amount outstanding.

Debt instruments that meet the following conditions are measured subsequently at fair value through other comprehensive income (FVTOCI):

AUDITED FINANCIAL STATEMENTS

FOR THE YEAR ENDED 31 DECEMBER 2023

NOTES TO THE FINANCIAL STATEMENTS FOR THE YEAR ENDED 31 DECEMBER 2023

- the financial asset is held within a business model whose objective is achieved by both collecting contractual cash flows and selling the financial assets; and

- the contractual terms of the financial asset give rise on specified dates to cash flows that are solely payments of principal and interest on the principal amount outstanding.

By default, all other financial assets are measured subsequently at fair value through profit or loss (FVTPL). Despite the foregoing, the Company may make the following irrevocable election/designation at initial recognition of a financial asset:

- the Company may irrevocably elect to present subsequent changes in fair value of an equity investment in other comprehensive income if certain criteria are met; and

- the Company may irrevocably designate a debt investment that meets the amortised cost or FVTOCI criteria as measured at FVTPL if doing so eliminates or significantly reduces an accounting mismatch.

3. SIGNIFICANT ACCOUNTING POLICIES (CONT'D)

(i) Financial assets (cont'd)

a. Amortised cost and effective interest method

The effective interest method is a method of calculating the amortised cost of a debt instrument and of allocating interest income over the relevant period. For financial assets other than purchased or originated credit-impaired financial assets (i.e. assets that are credit-impaired on initial recognition), the effective interest rate is the rate that exactly discounts estimated future cash receipts (including all fees and points paid or received that form an integral part of the effective interest rate, transaction costs and other premiums or discounts) excluding expected credit losses, through the expected life of the debt instrument, or, where appropriate, a shorter period, to the gross carrying amount of the debt instrument on initial recognition. For purchased or originated credit-impaired financial assets, a credit adjusted effective interest rate is calculated by discounting the estimated future

AUDITED FINANCIAL STATEMENTS

FOR THE YEAR ENDED 31 DECEMBER 2023

NOTES TO THE FINANCIAL STATEMENTS FOR THE YEAR ENDED 31 DECEMBER 2023

cash flows, including expected credit losses, to the amortised cost of the debt instrument on initial recognition.

The amortised cost of a financial asset is the amount at which the financial asset is measured at initial recognition minus the principal repayments, plus the cumulative amortisation using the effective interest method of any difference between that initial amount and the maturity amount, adjusted for any loss allowance. The gross carrying amount of a financial asset is the amortised cost of a financial asset before adjusting for any loss allowance.

Interest income is recognised using the effective interest method for debt instruments measured subsequently at amortised cost and at FVTOCI. For financial assets other than purchased or originated credit-impaired financial assets, interest income is calculated by applying the effective interest rate to the gross carrying amount of a financial asset, except for financial assets that have subsequently become credit-impaired. For financial assets that have subsequently become credit-impaired, interest income is

recognised by applying the effective interest rate to the amortised cost of the financial asset. If, in subsequent reporting periods, the credit risk on the credit-impaired financial instrument improves so that the financial asset is no longer credit-impaired, interest income is recognised by applying the effective interest rate to the gross carrying amount of the financial asset.

For purchased or originated credit-impaired financial assets, the Company recognises interest income by applying the credit-adjusted effective interest rate to the amortised cost of the financial asset from initial recognition. The calculation does not revert to the gross basis even if the credit risk of the financial asset subsequently improves so that the financial asset is no longer credit-impaired.

Interest income is recognised in profit or loss and is included in the "finance income – interest income" line item.

b. Debt instruments classified as at FVTOCI

Corporate bonds held by the Company are classified as at FVTOCI. Fair value is determined in the

AUDITED FINANCIAL STATEMENTS

FOR THE YEAR ENDED 31 DECEMBER 2023

NOTES TO THE FINANCIAL STATEMENTS FOR THE YEAR ENDED 31 DECEMBER 2023

manner described in note 3(d)iii. The corporate bonds are initially measured at fair value plus transaction costs. Subsequently, changes in the carrying amount of these corporate bonds as a result of foreign exchange gains and losses, impairment gains or losses, and interest income calculated using the effective interest method are recognised in profit or loss. The amounts that are recognised in profit or loss are the same as the amounts that would have been recognised in profit or loss if these corporate bonds had been measured at amortised cost. All other changes in the carrying amount of these corporate bonds are recognised in other comprehensive income and accumulated under the heading of investments revaluation reserve. When these corporate bonds are derecognised, the cumulative gains or losses previously recognised in other comprehensive income are reclassified to profit or loss.

3. SIGNIFICANT ACCOUNTING POLICIES (CONT'D)

(i) Financial assets (cont'd)

c. Equity instruments designated as at FVTOCI

On initial recognition, the Company may make an irrevocable election (on an instrument-by-instrument basis) to designate investments in equity instruments as at FVTOCI. Designation at FVTOCI is not permitted if the equity investment is held for trading or if it is contingent consideration recognised by an acquirer in a business combination.

A financial asset is held for trading if:

- it has been acquired principally for the purpose of selling it in the near term; or
- on initial recognition it is part of a portfolio of identified financial instruments that the Company manages together and has evidence of a recent actual pattern of short-term profit-taking; or
- it is a derivative (except for a derivative that is a financial guarantee contract or a designated and effective hedging instrument).

Investments in equity instruments at FVTOCI are initially measured at fair value plus transaction costs. Subsequently, they are measured at fair value with gains and losses arising from changes in fair value recognised in other comprehensive income and accumulated in the investments

AUDITED FINANCIAL STATEMENTS

FOR THE YEAR ENDED 31 DECEMBER 2023

NOTES TO THE FINANCIAL STATEMENTS FOR THE YEAR ENDED 31 DECEMBER 2023

revaluation reserve. The cumulative gain or loss is not to be reclassified to profit or loss on disposal of the equity investments, instead, it is transferred to retained earnings.

Dividends on these investments in equity instruments are recognised in profit or loss in accordance with IFRS 9, unless the dividends clearly represent a recovery of part of the cost of the investment. Dividends are included in the 'finance income' line item in profit or loss.

The Company has designated all investments in equity instruments that are not held for trading as at FVTOCI on initial application of IFRS 9.

d. *Financial assets at FVTPL*

Financial assets that do not meet the criteria for being measured at amortised cost or FVTOCI are measured at FVTPL. Specifically:

- Investments in equity instruments are classified as at FVTPL, unless the Company designates an equity investment that is neither held for trading nor a contingent consideration arising from a business combination as at FVTOCI on initial recognition.

- Debt instruments that do not meet the amortised cost criteria or the FVTOCI criteria are classified as at FVTPL. In addition, debt instruments that meet either the amortised cost criteria or the FVTOCI criteria may be designated as at FVTPL upon initial recognition if such designation eliminates or significantly reduces a measurement or recognition inconsistency (so called 'accounting mismatch') that would arise from measuring assets or liabilities or recognising the gains and losses on them on different bases. The Company has not designated any debt instruments as at FVTPL.

Financial assets at FVTPL are measured at fair value at the end of each reporting period, with any fair value gains or losses recognised in profit or loss to the extent that they are not part of a designated hedging relationship. The net gain or loss recognised in profit or loss includes any dividend or interest earned on the financial asset and is included in the 'other gains and losses' line item. Fair value is determined in the manner described in note 3(d)iii

AUDITED FINANCIAL STATEMENTS

FOR THE YEAR ENDED 31 DECEMBER 2023

NOTES TO THE FINANCIAL STATEMENTS FOR THE YEAR ENDED 31 DECEMBER 2023

3. SIGNIFICANT ACCOUNTING POLICIES (CONT'D)

(i) Financial assets (cont'd)

Foreign exchange gains and losses

The carrying amount of financial assets that are denominated in a foreign currency is determined in that foreign currency and translated at the spot rate at the end of each reporting period, specifically;

- for financial assets measured at amortised cost that are not part of a designated hedging relationship, exchange differences are recognised in profit or loss in the 'other gains and losses' line item;

- for debt instruments measured at FVTOCI that are not part of a designated hedging relationship, exchange differences on the amortised cost of the debt instrument are recognised in profit or loss in the 'other gains and losses' line item. Other exchange differences are recognised in other comprehensive income in the investments revaluation reserve;

- for financial assets measured at FVTPL that are not part of a designated hedging relationship, exchange differences are recognised in profit or loss in the 'other gains and losses' line item; and

- for equity instruments measured at FVTOCI, exchange differences are recognised in other comprehensive income in the investments revaluation reserve.

See hedge accounting policy regarding the recognition of exchange differences where the foreign currency risk.

Impairment of financial assets

The Company recognises a loss allowance for expected credit losses (ECL) on investments in debt instruments that are measured at amortised cost or at FVTOCI, lease receivables, trade receivables and contract assets, as well as on financial guarantee contracts. The amount of expected credit losses is updated at each reporting date to reflect changes in credit risk since initial recognition of the respective financial instrument.

The Company always recognises lifetime ECL for trade receivables, contract assets and lease receivables. The expected credit losses on these financial assets are estimated using a provision matrix based on the Company's historical credit loss

AUDITED FINANCIAL STATEMENTS

FOR THE YEAR ENDED 31 DECEMBER 2023

NOTES TO THE FINANCIAL STATEMENTS FOR THE YEAR ENDED 31 DECEMBER 2023

experience, adjusted for factors that are specific to the debtors, general economic conditions and an assessment of both the current as well as the forecast direction of conditions at the reporting date, including time value of money where appropriate.

For all other financial instruments, the Company recognises lifetime ECL when there has been a significant increase in credit risk since initial recognition. However, if the credit risk on the financial instrument has not increased significantly since initial recognition, the Company measures the loss allowance for that financial instrument at an amount equal to 12-month ECL.

Lifetime ECL represents the expected credit losses that will result from all possible default events over the expected life of a financial instrument. In contrast, 12-month ECL represents the portion of lifetime ECL that is expected to result from default events on a financial instrument that are possible within 12 months after the reporting date.

3. SIGNIFICANT ACCOUNTING POLICIES (CONT'D)

(i) Financial assets (cont'd)

i. Significant increase in credit risk

In assessing whether the credit risk on a financial instrument has increased significantly since initial recognition, the Company compares the risk of a default occurring on the financial instrument at the reporting date with the risk of a default occurring on the financial instrument at the date of initial recognition. In making this assessment, the Company considers both quantitative and qualitative information that is reasonable and supportable, including historical experience and forward-looking information that is available without undue cost or effort. Forward-looking information considered includes the future prospects of the industries in which the Company's debtors operate, obtained from economic expert reports, financial analysts, governmental bodies, relevant think-tanks and other similar organisations, as well as consideration of various external sources of actual and forecast economic information that relate to the Company's core operations.

AUDITED FINANCIAL STATEMENTS

FOR THE YEAR ENDED 31 DECEMBER 2023

NOTES TO THE FINANCIAL STATEMENTS FOR THE YEAR ENDED 31 DECEMBER 2023

In particular, the following information is taken into account when assessing whether credit risk has increased significantly since initial recognition:

- an actual or expected significant deterioration in the financial instrument's external (if available) or internal credit rating;
- significant deterioration in external market indicators of credit risk for a particular financial instrument, e.g. a significant increase in the credit spread, the credit default swap prices for the debtor, or the length of time or the extent to which the fair value of a financial asset has been less than its amortised cost;
- existing or forecast adverse changes in business, financial or economic conditions that are expected to cause a significant decrease in the debtor's ability to meet its debt obligations;
- an actual or expected significant deterioration in the operating results of the debtor;
- significant increases in credit risk on other financial instruments of the same debtor;
- an actual or expected significant adverse change in the regulatory, economic, or technological environment of the debtor that results in a significant decrease in the debtor's ability to meet its debt obligations.

Irrespective of the outcome of the above assessment, the Company presumes that the credit risk on a financial asset has increased significantly since initial recognition when contractual payments are more than 30 days past due, unless the Company has reasonable and supportable information that demonstrates otherwise.

Despite the foregoing, the Company assumes that the credit risk on a financial instrument has not increased significantly since initial recognition if the financial instrument is determined to have low credit risk at the reporting date. A financial instrument is determined to have low credit risk if:

1. The financial instrument has a low risk of default,
2. The debtor has a strong capacity to meet its contractual cash flow obligations in the near term, and
3. Adverse changes in economic

AUDITED FINANCIAL STATEMENTS

FOR THE YEAR ENDED 31 DECEMBER 2023

NOTES TO THE FINANCIAL STATEMENTS FOR THE YEAR ENDED 31 DECEMBER 2023

and business conditions in the longer term may, but will not necessarily, reduce the ability of the borrower to fulfil its contractual cash flow obligations.

3. SIGNIFICANT ACCOUNTING POLICIES (CONT'D)

(i) *Financial assets (cont'd)*

The Company considers a financial asset to have low credit risk when the asset has external credit rating of 'investment grade' in accordance with the globally understood definition or if an external rating is not available, the asset has an internal rating of 'performing'. Performing means that the counterparty has a strong financial position and there is no past due amounts.

For financial guarantee contracts, the date that the Company becomes a party to the irrevocable commitment is considered to be the date of initial recognition for the purposes of assessing the financial instrument for impairment.

In assessing whether there has been a significant increase in the credit risk since initial recognition of a financial guarantee contracts, the Company considers the changes in the risk that

the specified debtor will default on the contract.

The Company regularly monitors the effectiveness of the criteria used to identify whether there has been a significant increase in credit risk and revises them as appropriate to ensure that the criteria is capable of identifying significant increase in credit risk before the amount becomes past due.

ii. *Definition of default*

The Company considers the following as constituting an event of default for internal credit risk management purposes as historical experience indicates that financial assets that meet either of the following criteria are generally not recoverable:

- when there is a breach of financial covenants by the debtor; or
- information developed internally or obtained from external sources indicates that the debtor is unlikely to pay its creditors, including the Company, in full (without taking into account any collateral held by the Company).

Irrespective of the above analysis, the Company considers that default has

AUDITED FINANCIAL STATEMENTS

FOR THE YEAR ENDED 31 DECEMBER 2023

NOTES TO THE FINANCIAL STATEMENTS FOR THE YEAR ENDED 31 DECEMBER 2023

occurred when a financial asset is more than 90 days past due unless the Company has reasonable and supportable information to demonstrate that a more lagging default criterion is more appropriate.

iii. Credit-impaired financial assets

A financial asset is credit-impaired when one or more events that have a detrimental impact on the estimated future cash flows of that financial asset have occurred. Evidence that a financial asset is credit-impaired includes observable data about the following events:

1. significant financial difficulty of the issuer or the borrower;
2. a breach of contract, such as a default or past due event;
3. the lender(s) of the borrower, for economic or contractual reasons relating to the borrower's financial difficulty, having granted to the borrower a concession(s) that the lender(s) would not otherwise consider;
4. it is becoming probable that the borrower will enter bankruptcy or other financial reorganisation; or

5. the disappearance of an active market for that financial asset because of financial difficulties.

3. SIGNIFICANT ACCOUNTING POLICIES (CONT'D)

(i) Financial assets (cont'd)

iv. Write-off policy

The Company writes off a financial asset when there is information indicating that the debtor is in severe financial difficulty and there is no realistic prospect of recovery, e.g. when the debtor has been placed under liquidation or has entered into bankruptcy proceedings, or in the case of trade receivables, when the amounts are over two years past due, whichever occurs sooner. Financial assets written off may still be subject to enforcement activities under the Company's recovery procedures, taking into account legal advice where appropriate. Any recoveries made are recognised in profit or loss.

v. Measurement and recognition of expected credit losses

The measurement of expected credit losses is a function of the probability of default, loss given default (i.e. the magnitude of the loss if there is a

AUDITED FINANCIAL STATEMENTS

FOR THE YEAR ENDED 31 DECEMBER 2023

NOTES TO THE FINANCIAL STATEMENTS FOR THE YEAR ENDED 31 DECEMBER 2023

default) and the exposure at default. The assessment of the probability of default and loss given default is based on historical data adjusted by forward-looking information as described above. As for the exposure at default, for financial assets, this is represented by the assets' gross carrying amount at the reporting date; for financial guarantee contracts, the exposure includes the amount drawn down as at the reporting date, together with any additional amounts expected to be drawn down in the future by default date determined based on historical trend, the Company's understanding of the specific future financing needs of the debtors, and other relevant forward-looking information.

For financial assets, the expected credit loss is estimated as the difference between all contractual cash flows that are due to the Company in accordance with the contract and all the cash flows that the Company expects to receive, discounted at the original effective interest rate. For a lease receivable, the cash flows used for determining the expected credit losses is consistent with the cash flows used in measuring the lease receivable in accordance with IAS 17 Leases.

For a financial guarantee contract, as the Company is required to make payments only in the event of a default by the debtor in accordance with the terms of the instrument that is guaranteed, the expected loss allowance is the expected payments to reimburse the holder for a credit loss that it incurs less any amounts that the Company expects to receive from the holder, the debtor or any other party.

If the Company has measured the loss allowance for a financial instrument at an amount equal to lifetime ECL in the previous reporting period, but determines at the current reporting date that the conditions for lifetime ECL are no longer met, the Company measures the loss allowance at an amount equal to 12-month ECL at the current reporting date, except for assets for which simplified approach was used.

The Company recognises an impairment gain or loss in profit or loss for all financial instruments with a corresponding adjustment to their carrying amount through a loss allowance account, except for investments in debt instruments that are measured at FVTOCI, for which the loss allowance is recognised in

AUDITED FINANCIAL STATEMENTS

FOR THE YEAR ENDED 31 DECEMBER 2023

NOTES TO THE FINANCIAL STATEMENTS FOR THE YEAR ENDED 31 DECEMBER 2023

other comprehensive income and accumulated in the investment revaluation reserve, and does not reduce the carrying amount of the financial asset in the statement of financial position.

3. SIGNIFICANT ACCOUNTING POLICIES (CONT'D)

(i) Financial assets (cont'd)

Derecognition of financial assets

The Company derecognises a financial asset only when the contractual rights to the cash flows from the asset expire, or when it transfers the financial asset and substantially all the risks and rewards of ownership of the asset to another entity. If the Company neither transfers nor retains substantially all the risks and rewards of ownership and continues to control the transferred asset, the Company recognises its retained interest in the asset and an associated liability for amounts it may have to pay. If the Company retains substantially all the risks and rewards of ownership of a transferred financial asset, the Company continues to recognise the financial asset and also recognises a collateralised borrowing for the proceeds received.

On derecognition of a financial asset measured at amortised cost, the difference between the asset's carrying amount and the sum of the consideration received and receivable is recognised in profit or loss. In addition, on derecognition of an investment in a debt instrument classified as at FVTOCI, the cumulative gain or loss previously accumulated in the investment's revaluation reserve is reclassified to profit or loss. In contrast, on derecognition of an investment in equity instrument which the Company has elected on initial recognition to measure at FVTOCI, the cumulative gain or loss previously accumulated in the investment's revaluation reserve is not reclassified to profit or loss, but is transferred to retained earnings.

(ii) Financial liabilities and equity

Classification as debt or equity

Debt and equity instruments are classified as either financial liabilities or as equity in accordance with the substance of the contractual arrangements and the definitions of a financial liability and an equity instrument.

AUDITED FINANCIAL STATEMENTS

FOR THE YEAR ENDED 31 DECEMBER 2023

NOTES TO THE FINANCIAL STATEMENTS FOR THE YEAR ENDED 31 DECEMBER 2023

Equity instruments

An equity instrument is any contract that evidences a residual interest in the assets of an entity after deducting all of its liabilities. Equity instruments issued by the Company are recognised at the proceeds received, net of direct issue costs.

Repurchase of the Company's own equity instruments is recognised and deducted directly in equity. No gain or loss is recognised in profit or loss on the purchase, sale, issue or cancellation of the Company's own equity instruments.

Compound instruments

The component parts of convertible loan notes issued by the Company are classified separately as financial liabilities and equity in accordance with the substance of the contractual arrangements and the definitions of a financial liability and an equity instrument. A conversion option that will be settled by the exchange of a fixed amount of cash or another financial asset for a fixed number of the Company's own equity instruments is an equity instrument.

At the date of issue, the fair value of the liability component is estimated using the prevailing market interest rate for a similar non-convertible instrument. This amount is recorded as a liability on an amortised cost basis using the effective interest method until extinguished upon conversion or at the instrument's maturity date.

3. SIGNIFICANT ACCOUNTING POLICIES (CONT'D)

(ii) Financial liabilities and equity

The conversion option classified as equity is determined by deducting the amount of the liability component from the fair value of the compound instrument as a whole. This is recognised and included in equity, net of income tax effects, and is not subsequently remeasured. In addition, the conversion option classified as equity will remain in equity until the conversion option is exercised, in which case, the balance recognised in equity will be transferred to share premium/other equity. Where the conversion option remains unexercised at the maturity date of the convertible loan note, the balance recognised in equity will be transferred to retained profits/other equity. No gain or loss is recognised

AUDITED FINANCIAL STATEMENTS

FOR THE YEAR ENDED 31 DECEMBER 2023

NOTES TO THE FINANCIAL STATEMENTS FOR THE YEAR ENDED 31 DECEMBER 2023

in profit or loss upon conversion or expiration of the conversion option. Transaction costs that relate to the issue of the convertible loan notes are allocated to the liability and equity components in proportion to the allocation of the gross proceeds. Transaction costs relating to the equity component are recognised directly in equity. Transaction costs relating to the liability component are included in the carrying amount of the liability component and are amortised over the lives of the convertible loan notes using the effective interest method.

i. Financial liabilities

All financial liabilities are measured subsequently at amortised cost using the effective interest method or at FVTPL. However, financial liabilities that arise when a transfer of a financial asset does not qualify for derecognition or when the continuing involvement approach applies, and financial guarantee contracts issued by the Company, are measured in accordance with the specific accounting policies set out below.

Financial liabilities at FVTPL

Financial liabilities are classified as at FVTPL when the financial liability is (i) contingent consideration of an acquirer in a business combination, (ii) held for trading or (iii) it is designated as at FVTPL.

A financial liability is classified as held for trading if:

- it has been acquired principally for the purpose of repurchasing it in the near term; or
- on initial recognition it is part of a portfolio of identified financial instruments that the Company manages together and has a recent actual pattern of short-term profit-taking; or
- it is a derivative, except for a derivative that is a financial guarantee contract or a designated and effective hedging instrument.

A financial liability other than a financial liability held for trading or contingent consideration of an acquirer in a business combination may be designated as at FVTPL upon initial recognition if:

- such designation eliminates or significantly reduces a measurement or recognition inconsistency that would otherwise arise; or

AUDITED FINANCIAL STATEMENTS

FOR THE YEAR ENDED 31 DECEMBER 2023

NOTES TO THE FINANCIAL STATEMENTS FOR THE YEAR ENDED 31 DECEMBER 2023

- the financial liability forms part of a group of financial assets or financial liabilities or both, which is managed and its performance is evaluated on a fair value basis, in accordance with the Company's documented risk management or investment strategy, and information about the grouping is provided internally on that basis; or
- it forms part of a contract containing one or more embedded derivatives, and IFRS 9 permits the entire combined contract to be designated as at FVTPL.

3. SIGNIFICANT ACCOUNTING POLICIES (CONT'D)

(ii) *Financial liabilities and equity*

Financial liabilities at FVTPL are measured at fair value, with any gains or losses arising on changes in fair value recognised in profit or loss to the extent that they are not part of a designated hedging relationship (see Hedge accounting policy). The net gain or loss recognised in profit or loss incorporates any interest paid on the financial liability and is included in the 'other gains and losses' line item in profit or loss.

However, for financial liabilities that are designated as at FVTPL, the amount of change in the fair value of the financial liability that is attributable to changes in the credit risk of that liability is recognised in other comprehensive income, unless the recognition of the effects of changes in the liability's credit risk in other comprehensive income would create or enlarge an accounting mismatch in profit or loss.

The remaining amount of change in the fair value of liability is recognised in profit or loss. Changes in fair value attributable to a financial liability's credit risk that are recognised in other comprehensive income are not subsequently reclassified to profit or loss; instead, they are transferred to retained earnings upon derecognition of the financial liability. Gains or losses on financial guarantee contracts issued by the Company that are designated by the Company as at FVTPL are recognised in profit or loss. Fair value is determined in the manner described in note 3(d)iii. Financial liabilities measured subsequently at amortised cost

AUDITED FINANCIAL STATEMENTS

FOR THE YEAR ENDED 31 DECEMBER 2023

NOTES TO THE FINANCIAL STATEMENTS FOR THE YEAR ENDED 31 DECEMBER 2023

Financial liabilities that are not (i) contingent consideration of an acquirer in a business combination, (ii) held-for-trading, or (iii) designated as at FVTPL, are measured subsequently at amortised cost using the effective interest method.

The effective interest method is a method of calculating the amortised cost of a financial liability and of allocating interest expense over the relevant period. The effective interest rate is the rate that exactly discounts estimated future cash payments (including all fees and points paid or received that form an integral part of the effective interest rate, transaction costs and other premiums or discounts) through the expected life of the financial liability, or (where appropriate) a shorter period, to the amortised cost of a financial liability.

Financial guarantee contract liabilities

A financial guarantee contract is a contract that requires the issuer to make specified payments to reimburse the holder for a loss it incurs because a specified debtor fails to make payments when due in accordance with the terms of a debt instrument.

3. SIGNIFICANT ACCOUNTING POLICIES (CONT'D)

(ii) *Financial liabilities and equity*

Foreign exchange gains and losses

For financial liabilities that are denominated in a foreign currency and are measured at amortised cost at the end of each reporting period, the foreign exchange gains and losses are determined based on the amortised cost of the instruments. These foreign exchange gains and losses are recognised in the 'other gains and losses' line item in profit or loss for financial liabilities that are not part of a designated hedging relationship. For those which are designated as a hedging instrument for a hedge of foreign currency risk, foreign exchange gains and losses are recognised in other comprehensive income and accumulated in a separate component of equity.

The fair value of financial liabilities denominated in a foreign currency is determined in that foreign currency and translated at the spot rate at the end of the reporting period. For financial liabilities that are measured as at FVTPL, the foreign exchange component forms part of the fair value gains or losses and is recognised in profit or loss for

AUDITED FINANCIAL STATEMENTS

FOR THE YEAR ENDED 31 DECEMBER 2023

NOTES TO THE FINANCIAL STATEMENTS FOR THE YEAR ENDED 31 DECEMBER 2023

financial liabilities that are not part of a designated hedging relationship.

Derecognition of financial liabilities

The Company derecognises financial liabilities when, and only when, the Company's obligations are discharged, cancelled or have expired. The difference between the carrying amount of the financial liability derecognised and the consideration paid and payable is recognised in profit or loss.

When the Company exchanges with the existing lender one debt instrument into another one with the substantially different terms, such exchange is accounted for as an extinguishment of the original financial liability and the recognition of a new financial liability. Similarly, the Company accounts for substantial modification of terms of an existing liability or part of it as an extinguishment of the original financial liability and the recognition of a new liability. It is assumed that the terms are substantially different if the discounted present value of the cash flows under the new terms, including any fees paid net of any fees received and discounted using the original effective rate is at least 10 per cent different from the discounted present value of the remaining cash

flows of the original financial liability. If the modification is not substantial, the difference between: (1) the carrying amount of the liability before the modification; and (2) the present value of the cash flows after modification should be recognised in profit or loss as the modification gain or loss within other gains and losses.

(iii) *Financial Instrument Fair Valuation*

The framework for measuring fair value provides a fair value hierarchy that prioritizes the inputs to valuation techniques used to measure fair value. The hierarchy gives the highest priority to unadjusted quoted prices in active markets for identical assets or liabilities (level 1) and the lowest priority to unobservable inputs (level 3). The three levels of the fair value hierarchy under IFRS 13 are described as follows:

Level 1:- Inputs to the valuation methodology are unadjusted quoted prices for identical assets or liabilities in active markets that the Scheme has the ability to access.

Level 2:- Inputs to the valuation methodology include:

- quoted prices for similar assets or liabilities in active markets;
- quoted prices for identical or similar assets or liabilities in inactive markets;

AUDITED FINANCIAL STATEMENTS

FOR THE YEAR ENDED 31 DECEMBER 2023

NOTES TO THE FINANCIAL STATEMENTS FOR THE YEAR ENDED 31 DECEMBER 2023

- inputs other than quoted prices that are observable for the asset or liability;

3. SIGNIFICANT ACCOUNTING POLICIES (CONT'D)

(iii) *Financial Instrument Fair Valuation*

- inputs that are derived principally from or corroborated by observable market data by correlation or other means.

If the asset or liability has a specified (contractual) term, the level 2 input must be observable for substantially the full term of the asset or liability.

Level 3:-Inputs to the valuation methodology are unobservable and significant to the fair value measurement.

(e) *Derivative Financial Statements and Hedging Activities*

Derivatives are initially recognised at fair value on the date that a derivative contract is entered into, and are subsequently remeasured at their fair value at each reporting date. The method of recognising the resulting gain or loss depends on whether the derivative is designated as a hedging instrument and, if so, the nature of the

item being hedged. The Company uses foreign currency forward exchange contracts to limit its exposure to foreign exchange risk on highly probable forecast foreign currency sales transactions. The Company designates these derivatives as hedges – that is, a hedge of foreign exchange risk associated with highly probably forecast sales transactions.

The Company designates and documents, at the inception of a hedging transaction, the hedging relationship so that the risk being hedged, the hedged item and the hedging instrument are clearly identified and the risk in the hedged item is the risk being hedged with the hedging instrument.

Hedge accounting is only applied when the Company expects the derivative financial instrument to be highly effective in offsetting the designated hedged foreign currency risk associated with the hedged item.

The full fair value of a hedging derivative is classified as a non-current asset or liability where the remaining maturity of the hedged item is more than 12 months, and as a current asset or liability where the remaining maturity of the hedged

AUDITED FINANCIAL STATEMENTS

FOR THE YEAR ENDED 31 DECEMBER 2023

NOTES TO THE FINANCIAL STATEMENTS FOR THE YEAR ENDED 31 DECEMBER 2023

item is less than 12 months.

The effective portion of changes in the fair value of derivatives that are designated and qualify as hedges is recognised in other comprehensive income. The gain or loss relating to the ineffective portion is recognised immediately in profit or loss within 'other gains/(losses) – net'.

Amounts recognised in other comprehensive income are reclassified to profit or loss in the periods when the forecast sales take place and are included within 'other gains/(losses) – net'.

When a foreign currency forward exchange contract expires or is sold, or when a hedge no longer meets the criteria for hedge accounting, any cumulative gain or loss existing in equity at that time remains in equity and is recognised when the forecast transaction ultimately affects profit or loss. When a forecast transaction is no longer expected to occur, the cumulative gain or loss that was recognised in other comprehensive income is immediately transferred to profit or loss within 'other gains/(losses) – net'.

3. SIGNIFICANT ACCOUNTING POLICIES (CONT'D)

(f) *Foreign Currency*

Transactions in foreign currencies during the period are converted into cedis at exchange rates ruling at the dates of the transactions. Monetary assets and liabilities denominated in foreign currencies are translated into cedis at exchange rates ruling at the financial year-end. Non-monetary assets and liabilities denominated in foreign currencies that are measured at fair value are retranslated into cedis at the exchange rates at the date on which the fair value was determined. Foreign currency differences arising on retranslation are recognised in profit or loss as net foreign exchange losses, except for those arising on financial instruments at FVTPL, which are recognised as a component of net gains from financial instruments at FVTPL.

(g) *Transfer values*

Transfer values represent the capital sums paid to and from the Unit Trusts on the basis of when the member liability is accepted or discharged.

AUDITED FINANCIAL STATEMENTS

FOR THE YEAR ENDED 31 DECEMBER 2023

NOTES TO THE FINANCIAL STATEMENTS FOR THE YEAR ENDED 31 DECEMBER 2023

(h) *Cash and Cash equivalents*

Cash and cash equivalents comprise deposits with banks and highly liquid financial assets with maturity of three months or less from the date of acquisition that are subject to an insignificant risk of changes in their value and are used by the Unit Trust in the management of short-term commitment, other than cash collateral provided in respect of derivatives and security borrowing transactions

(i) *Fees and commission*

Fees and commissions expenses are recognised in profit or loss as the related services are performed.

4. CRITICAL ACCOUNTING JUDGEMENTS AND KEY SOURCES OF ESTIMATION UNCERTAINTY

In the application of the Company's accounting policies, which are described in note 3, the Directors are required to make judgments, estimates and assumptions about the carrying amounts of assets and liabilities that are not readily apparent from other sources. The estimates and associated assumptions are based on historical experience and other factors that are considered to be relevant. Actual results may differ from these estimates.

The estimates and underlying assumptions are reviewed on an ongoing basis. Revisions to accounting estimates are recognised in the period in which the estimate is revised if the revision affects only that period, or in the period of the revision and future periods if the revision affects both current and future periods.

5. KEY CONTRACTORS

a. Fund Managers

The Directors of the Fund appointed First Finance Company Limited, an investment management company incorporated in Ghana and duly licensed by the Security and Exchange Commission of Ghana to implement the investment strategy and objectives as stated in the Fund's investment management policy manual. Under that investment management agreement, First Finance Company Limited receives a management fee at an annual rate of 2.5% of the net asset value attributable to members of the Fund. The management fees incurred during the year amounted to GH¢18,819. Included in the payables as at 31 December 2023 were fund management fees payable of GH¢5,089.

AUDITED FINANCIAL STATEMENTS

FOR THE YEAR ENDED 31 DECEMBER 2023

NOTES TO THE FINANCIAL STATEMENTS FOR THE YEAR ENDED 31 DECEMBER 2023

b. Fund Custodians

The Directors of the Fund appointed Republic Bank (Ghana) Limited, Custody Services a Limited Liability Company incorporated in Ghana and duly licensed by the Security and Exchange Commission of Ghana, to provide custody services as prescribed in the Fund's policy manual. Under the custody agreement, the Custodian receives a custodian fee at an annual rate of 0.22% of the net asset value attributable to members of the Fund. The Custodian fees charged during the year amounted to GH¢1,656. Included in the payables as at 31 December 2023 were custodian fees payable of GH¢104.

6. FINANCIAL ASSETS AT FVTOCI	2023	2022
	GH¢	GH¢
Government Bonds	385,154	563,945
Money Market Securities	-	29,714
	385,154	593,659

7. FINANCIAL ASSETS AT FVTP/L	2023	2022
	GH¢	GH¢
Equity Investments	173,157	49,232
Collective Investments Scheme	79,201	80,190
	252,358	129,422

8. CASH AND CASH EQUIVALENTS	2023	2022
	GH¢	GH¢
Cash and bank balances	25,960	81,623
	25,960	81,623

AUDITED FINANCIAL STATEMENTS

FOR THE YEAR ENDED 31 DECEMBER 2023

NOTES TO THE FINANCIAL STATEMENTS FOR THE YEAR ENDED 31 DECEMBER 2023

9. MEMBERS' FUNDS	2023	2022
	GH¢	GH¢
Opening balance	787,433	717,953
Reversal of unrealized loss on bonds valuation	26,140	-
New issues	34,799	73,827
Redemptions	(109,004)	(75,702)
Operating Profit	(97,717)	71,355
	641,651	787,433

10. PAYABLE UNDER SERVICE LEVEL AGREEMENTS	2023	2022
	GH¢	GH¢
Management fees	18,819	19,515
Custody fees	1,656	1,717
Audit fees	16,628	11,581
Bank charges	840	1,507
AGM Expenses	16,470	-
Board Expenses	27,000	-
	21,821	17,271

11. INTEREST INCOME	2023	2022
	GH¢	GH¢
Government Bonds	50,304	103,922
Money Market Securities	7,002	17,328
Credit Interest	1,264	232
Dividend income	15,914	4,183
	74,484	125,665

AUDITED FINANCIAL STATEMENTS

FOR THE YEAR ENDED 31 DECEMBER 2023

NOTES TO THE FINANCIAL STATEMENTS FOR THE YEAR ENDED 31 DECEMBER 2023

12. GENERAL EXPENSES	2023 GH¢	2022 GH¢
Management fees	18,819	19,515
Custody fees	1,656	1,717
Audit fees	16,628	11,581
Bank charges	840	1,507
AGM Expenses	16,470	-
Board Expenses	27,000	-
	81,413	34,320

13. FINANCIAL INSTRUMENTS

Analysis of changes in fair value of financial instruments

	2023 Balance 01/01/2022 GH¢	Purchases GH¢	Sales GH¢	Accrued Interest GH¢	Change in fair value GH¢	Value 31/12/2022 GH¢
Equites	49,232.00	80,130.00	-	-	- 43,795.00	173,157.00
C.I. S	80,190.00	-	-	-	(989)	79,201.00
GOG Bonds	563,945	518,753	(563,950)	-	(133,594)	385154
Money market	29,714	83,000	(112,714)	-	-	-
	723,081	681,883	(676,664)	-	(90,788)	637,512

AUDITED FINANCIAL STATEMENTS

FOR THE YEAR ENDED 31 DECEMBER 2023

NOTES TO THE FINANCIAL STATEMENTS FOR THE YEAR ENDED 31 DECEMBER 2023

13. FINANCIAL INSTRUMENTS CONT'D

Analysis of changes in fair value of financial instruments

2023	Balance 01/01/2022	Purchases	Sales	Accrued Interest	Change in fair value	Value 31/12/2022
	GH¢	GH¢	GH¢	GH¢	GH¢	GH¢
Equites	54,970	-	-	-	(5,738)	49,232
C.I. S	68,302	-	-	-	11,888	80,190
GOG Bonds	473,527	268,028	(194,217)	42,747	(26,140)	563,945
Money market	111,598	27,500	(111,612)	2,228	-	29,714
	708,397	295,528	(305,829)	44,975	(19,990)	723,081

14.	CHANGES IN FAIR VALUE THROUGH P/L	2023 GH¢	2022 GH¢
	Unrealized gain/(loss) on CIS Valuation	(989)	11,888
	Unrealized gain/(loss) on Equities Valuation	43,795	(5,738)
		42,806	6,150

15.	CHANGES IN FAIR VALUE THROUGH OCI	2023 GH¢	2022 GH¢
	Unrealized gain/(loss) on Gog Bonds Valuation	(133,594)	(26,140)
		(133,594)	(26,140)

16. TAXATION

Income of approved unit trust scheme or mutual fund is exempt from tax under the Income Tax Act, 2015 (act 896) as amended. The Fund is currently withholding taxes on payments made to directors and other service providers.

AUDITED FINANCIAL STATEMENTS

FOR THE YEAR ENDED 31 DECEMBER 2023

NOTES TO THE FINANCIAL STATEMENTS FOR THE YEAR ENDED 31 DECEMBER 2023

(a). Asset/Portfolio/Credit risk

Credit risk is the risk that counterparties (i.e. financial institutions and companies) in which the Fund's assets are invested will fail to discharge their obligations or commitments to the Fund, resulting in a financial loss to the Fund.

The Scheme's policy over credit risk is to minimise its exposure to counterparties with perceived higher risk of default by dealing only with counterparties that meets the standards set out in the SEC guidelines and the Fund's investment policy statement.

(b). Liquidity risk

Liquidity risk is the risk that the Fund either does not have sufficient financial resources available to meet all its obligations and commitments as they fall due. The Scheme's approach to managing liquidity is to ensure that it will maintain adequate liquidity in the form of cash and very liquid instruments to meet its liabilities (including benefits) when due.

The following are contractual maturities of financial asset

31 December 2023

Financial Assets	3 Months or less (GH¢)	4-6 Months (GH¢)	7-12 Months (GH¢)	More than 12 Months (GH¢)
Government Bonds	-	-	-	385,154
Total	-	-	-	385,154

AUDITED FINANCIAL STATEMENTS

FOR THE YEAR ENDED 31 DECEMBER 2023

NOTES TO THE FINANCIAL STATEMENTS FOR THE YEAR ENDED 31 DECEMBER 2023

The following are contractual maturities of financial Liabilities

31 December 2023

Financial Liabilities	3 Months or less (GH¢)
Administrative Expenses Payable	21,821
Total	21,821

(c). Fair value of financial assets and liabilities

Fair values are based on discounted cash flows using a discount rate based upon the borrowing rate that the Directors expect would be available to the Company at the balance sheet date. The fair values of the Company's financial assets and liabilities approximate the respective carrying amounts.

The fair value hierarchy is as follows:

- Level 1: Quoted (unadjusted) prices in active markets for identical assets or liabilities
- Level 2: Other techniques for which all inputs which have a significant effect on the recorded fair value are observable, either directly or indirectly and

- Level 3: Techniques which use inputs which have a significant effect on the recorded fair value that are not based on Observable market data.

The fair values of the Company's investments at FVTPL and FVTOCI approximates its carrying amounts.

(d) Market risk

The objective of market risk management is to manage and control market risk exposures within acceptable parameters, while optimising the return. This systematic risk cannot be mitigated through diversification.

AUDITED FINANCIAL STATEMENTS

FOR THE YEAR ENDED 31 DECEMBER 2023

NOTES TO THE FINANCIAL STATEMENTS FOR THE YEAR ENDED 31 DECEMBER 2023

17. FINANCIAL RISK MANAGEMENT (CONT'D)

(e) Equity Price risk

Listed equity securities are susceptible to market price risk arising from uncertainties about future values of the investment securities. The Scheme's policy over equity price risk is to minimise its exposure to equities and only deal with equities that meets the standards set out in the SEC guidelines and the Scheme's investment policy statement. Keen attention is paid to the equity market to realize capital gains on equity securities.

(f) Interest Rate risk

Interest risk is the risk that the fair value or future cash flows of a financial instrument will fluctuate because of changes in market interest rates. The investment managers advise the Trustees on the appropriate balance of the portfolio between equity, fixed rate interest, and variable rate interest investments. The scheme uses duration targeting as a means of mitigating the effects of the risk. The target duration is regularly reviewed by the Trust Board. For some of the

bonds with issuers other than the Government of Ghana, investments are placed with a floating rate to hedge against this risk.

(g) Operational risk

Operational risk is the risk of direct or indirect loss arising from a wide variety of causes associated with the Fund's processes, personnel, technology and infrastructure, and from external factors other than credit, market and liquidity risks such as those arising from legal and regulatory requirements and generally accepted standards of Fund behaviour.

The Scheme's objective is to manage operational risk so as to balance the avoidance of financial losses and damage to the Scheme's reputation with overall cost effectiveness and to avoid control procedures that restrict initiative and creativity.

The primary responsibility for the development and implementation of controls to address operational risk is assigned to the administrator.

AUDITED FINANCIAL STATEMENTS

FOR THE YEAR ENDED 31 DECEMBER 2023

NOTES TO THE FINANCIAL STATEMENTS FOR THE YEAR ENDED 31 DECEMBER 2023

This responsibility is supported by the development of following policies and standards;

- governing rules and trust deed;
- investment policy statement;
- requirements for the reporting of non-compliance with regulatory and other legal requirements;
- training and professional development;
- ethical and business standards;
- risk mitigation, including insurance where this is effective.

Compliance with the Fund governing rules is supported by a programme of annual reviews undertaken by the external auditor. The results of these reviews are discussed with Directors.

18. EVENTS AFTER REPORTING PERIOD

Events subsequent to the balance sheet date are reflected in the financial statements only to the extent that they relate to the year under consideration and the effect is material.

As at the end of the reporting period, there were no events after the reporting period that relate to the year under consideration.

bonds with issuers other than the Government of Ghana, investments are placed with a floating rate to hedge against this risk.

(g) Operational risk

Operational risk is the risk of direct or indirect loss arising from a wide variety of causes associated with the Fund's processes, personnel, technology and infrastructure, and from external factors other than credit, market and liquidity risks such as those arising from legal and regulatory requirements and generally accepted standards of Fund behaviour.

The Scheme's objective is to manage operational risk so as to balance the avoidance of financial losses and damage to the Scheme's reputation with overall cost effectiveness and to avoid control procedures that restrict initiative and creativity.

The primary responsibility for the development and implementation of controls to address operational risk is assigned to the administrator.




REPORT OF THE CUSTODIAN


The Board of Trustees First Finance Elite Mutual Fund Limited No. 59
Ring Road Central Accra.

REPORT OF THE CUSTODIANS TO THE SHAREHOLDERS OF ELITE MUTUAL FUND

Republic Bank Custody Services, the custodian of Elite Mutual Fund Limited, confirms that all investment holdings for the Fund as at December 31, 2023, were in the custody of the Bank and summarised as per the attached report.

Yours faithfully,


AUDREY SMITH DADZIE
(HEAD, CUSTODY SERVICES)


GERALD QUANSAH
(OPERATIONS MANAGER)

Portfolio Valuation

1/3/2024 8:46:45 AM

Account Code : SKP151-EMF Account Name : ELITE MUTUAL FUND PLC Report Date : 31/Dec/2023
 Mailing Address : HSE NO 63 RING ROAD CENTRAL ACCRA Reported in GHS

Security	Holdings	Book Cost GHS	Market Price	Price Ccy	Market Value GHS	% Total Mkt Value
Distribution						
Ghana Oil Company Limited	5,000.00	8,610.00	1.50	GHS	7,500.00	0.86
Total Petroleum Ghana Limited	5,340.00	29,060.09	9.00	GHS	48,060.00	5.5
	10,340.00	37,670.09			55,560.00	6.36
Finance						
Ecobank Ghana Limited	704.00	5,226.57	5.50	GHS	3,872.00	0.44
Ghana Commercial Bank	5,000.00	20,530.13	3.40	GHS	17,000.00	1.94
	5,704.00	25,756.70			20,872.00	2.38
Insurance						
Enterprise Group Ltd.	5,776.00	10,469.59	2.39	GHS	13,804.64	1.58
Mtn Ghana Limited	27,800.00	34,595.07	1.40	GHS	38,920.00	4.45
	33,576.00	45,064.66			52,724.64	6.03
Manufacturing						
Benso Oil Palm Plantation Limited	2,000.00	19,782.50	22.00	GHS	44,000.00	5.03
	2,000.00	19,782.50			44,000.00	5.03
Total Equities	51,620.00	128,273.95			173,156.64	19.80

Security	Holdings	Book Cost GHS	Market Price	Price Ccy	Market Value GHS	% Total Mkt Value
Exchange Traded Funds						
CRYSTAL WEALTH FUND	33,067.88	63,000.00	1.91	GHS	79,200.90	7.23
	33,067.88	63,000.00			79,200.90	7.23
Total Funds	33,067.88	63,000.00			79,200.90	7.23

Security	Holdings	Book Cost GHS	Int Rate	Purchase Date	Accrual Days	Accrued Interest	Market Price	Price Ccy	Market Value GHS	% Total Mkt Value
Govt Debt-Notes And Bonds										
4.5YR GOG BOND-DDEP AT 10.00PER DUE 17.08.2027	205,127.00	205,127.00	10.00	22/Feb/2023	132	7,438.67	1.04	GHS	150,645.27	24.31
5.5YR GOG BOND DDEP AT 10.00PER DUE 15.08.2028	205,127.00	205,127.00	10.00	22/Feb/2023	132	7,438.67	1.04	GHS	126,009.52	24.31
	410,254.00	410,254.00				14,877.34			276,654.79	48.62
LOCAL GOV'T & STATUTORY AGENCY SECURITY										
3YR DDE COCOA BILL AT 13PER DUE 31.08.2026	27,125.00	27,125.00	13.00	08/Sep/2023	114	1,104.38	1.04	GHS	27,125.00	3.23
4YR DDE COCOA BILL AT 13PER DUE 30.08.2027	27,125.00	27,125.00	13.00	08/Sep/2023	114	1,104.38	1.04	GHS	27,125.00	3.23
5YR DDE COCOA BILL AT 13PER DUE 28.08.2028	27,125.00	27,125.00	13.00	08/Sep/2023	114	1,104.38	1.04	GHS	27,125.00	3.23
1YR DDE COCOA BILL AT 13PER DUE 02.09.2024	5,424.00	5,424.00	13.00	08/Sep/2023	114	220.83	1.04	GHS	5,424.00	0.65
2YR DDE COCOA BILL AT 13PER DUE 01.09.2025	21,700.00	21,700.00	13.00	08/Sep/2023	114	883.50	1.04	GHS	21,700.00	2.58
	108,499.00	108,499.00							108,499.00	12.92
Total Bonds	518,753.00	518,753.00							385,153.79	61.54

Security	Book Cost	Market Price	Price Ccy	Market Value GHS	% Total Mkt Value
Cash					
Net Other banks	0.00	0.00	GHS	158.84	0
002-0027448478012 ELITE MUTUAL FUND PLC-TXN	0.00	0.00	GHS	0.00	0
002-0027448478028 ELITE MUTUAL FUND PLC-CALL	25,790.04	25,790.04	GHS	25,790.04	2.95
	0.00	25,790.04		25,948.88	2.95
Total Cash at Bank	0.00	25,790.04		25,948.88	2.95
Receivables					
002-0027448478012 Redemption	0.00			0	8.48
	0.00	0.00		0	8.48
Total Cash Receivables	0.00	0.00		0	8.48
Total Portfolio	603,440.88	735,816.99		663,460.21	100.00

Summary Report		
Assets	Book Cost	Market Value
Bonds	518,753.00	385,153.79
Cash at Bank	25,790.04	25,948.88
Cash Receivables	0.00	0.00
Equities	128,273.95	173,156.64
Funds	63,000.00	79,200.90
Total:		663,460.21

Exchange Rates to GHS		
GHS	Ghanaian Cedi	1.00
BMD	Bermuda Dollar	0.23
BWP	Botswana Pula	0.23
CAD	Canadian Dollar	0.01
CHF	Swiss Franc	0.01
CYP	Cyprus Pounds	0.23
EGP	Egyptian Pound	6.80
EUR	Euro	12.92
GBP	Great British Pounds	14.86
HKD	Hong Kong Dollar	11.01
KES	Kenyan Shillings	0.23
KW	Zambian Kwacha	0.23
MD	Morroco Deram	0.23
MUR	Mauritius Rupees	0.23
MWK	Malawi Kwacha	0.23
NGN	Naira	0.23
SAR	Rand	7.02
TZS	Tanzinian Schillings	0.23
USD	United States Dollars	11.64
USH	Ugandan Shillings	8.00
XOF	Cfa Franc	0.23
ZAR	Rand	0.23
ZMK	Zambian Kwacha	0.23

Stock Market Indices

DIRECTOR'S INFORMATION

The Business affairs of the Financial Independence Mutual Fund PLC are managed under the leadership of the Board of Directors of the Fund.

The list below captures the names of the Directors, their occupations and other affiliations apart from the Fund.

Name	Other Affiliation	Occupation
Dr. Victor Baah Danquah	*Urban Health Ghana Limited *First Finance Company Limited *Prestige Pension Trust Limited	Accountant
Mrs. Esther Boakye	*Westec Security Systems Ghana Limited	Chief Executive Officer
Mr. Richard Eshun	*ECOWAS Brown Card Insurance Scheme	Actuary



DR. VICTOR BAAH DANQUAH
BOARD CHAIRMAN



MRS. ESTHER BOAKYE
DIRECTOR



MR. RICHARD ESHUN
DIRECTOR

PROXY FORM

I/WE _____ of _____ being a member of **First Finance Elite Mutual Fund Plc** (the “Company”) hereby appoint _____ of _____ as my/our proxy to attend on my/our behalf, the 4th Annual General Meeting of the Fund, to be held virtually and transmitted live on Zoom on **Thursday, November 21, 2024, at 09:00 a.m** for the following purposes and to vote on my/our behalf on matters as directed below:

I/We direct that my/ our vote(s) be cast on the specified resolution as indicated by an ‘X’ in the appropriate space.

No.	Resolutions	For	Against	Abstain
1	To receive and adopt the Financial Statements of the Company for the year ended 31st December 2023, together with the reports of Directors and the external Auditors			
2	To receive and adopt the Fund Manager’s report			
3	To fix the remuneration of the external Auditors.			
4	AOB			

Dated this Day of, 2024.

.....

Shareholder(s) Signature

NOTES

1. A proxy need not be a Shareholder of the Fund.
2. Unless otherwise instructed, the proxy will vote at his/her discretion.
3. To be valid, this form must be signed and sent via email to info@firstfinancecompany.com not less than forty-eight (48) hours before the commencement of the meeting.
4. In the case of joint holders, the signature of only one of the joint holders is required.
5. In the case of a body corporate, the form must be under seal or under the hand of a duly authorized officer. The completion of and return of a proxy form does not prevent a Shareholder from attending the meeting and vote thereat

FIRST FINANCE MANAGEMENT TEAM

**FAUSTINA K.
ODOI-AGYARKO**

**CHIEF EXECUTIVE
OFFICER**



20 years' experience in Investment banking, Corporate Finance, Treasury Management and Pensions among others

**EMMANUEL K.
DAKWA**

**HEAD, PORTFOLIO
MANAGEMENT**



Experienced investment management practitioner with over 18 years in corporate training, investment management, and finance.

MIMI DANIELS

**HEAD, RISK
MANAGEMENT &
COMPLIANCE**



Seasoned risk management and compliance expert with international banking and finance certifications.

JOSEPH OTUKURO

**HEAD, BUSINESS
DEVELOPMENT**



A wealth management strategist with over 12 years of experience in investment banking, specializing in financial investments and planning.

EVELYN S. BONSU

**HEAD, FINANCE &
ACCOUNT**



Chartered Accountant with extensive experience in investment banking, financial management and reporting.

FOR MORE INFORMATION

 +233 302 231 536 | +233 302 231 546

 INFO@FIRSTFINANCECOMPANY.COM

 #59 RING ROAD CENTRAL ACCRA